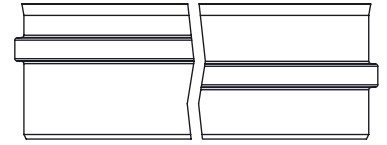
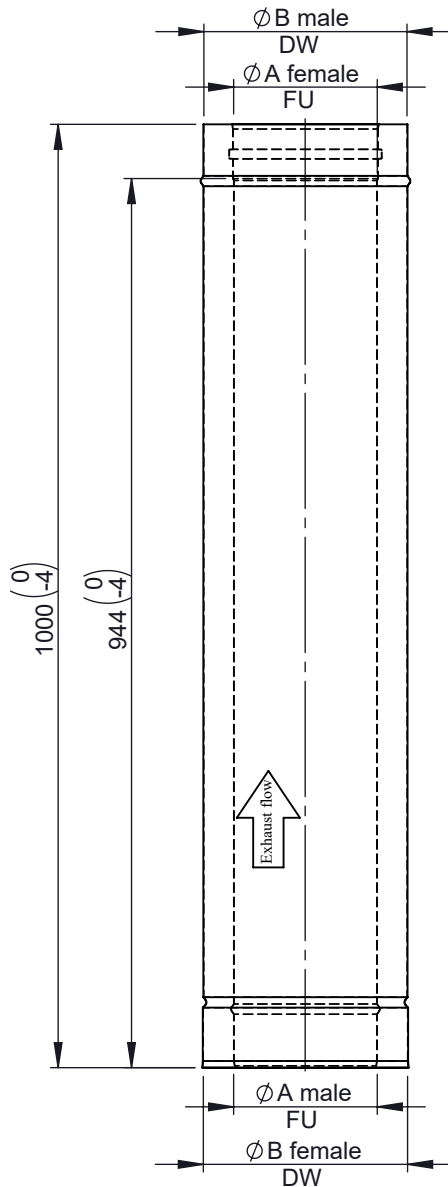


A

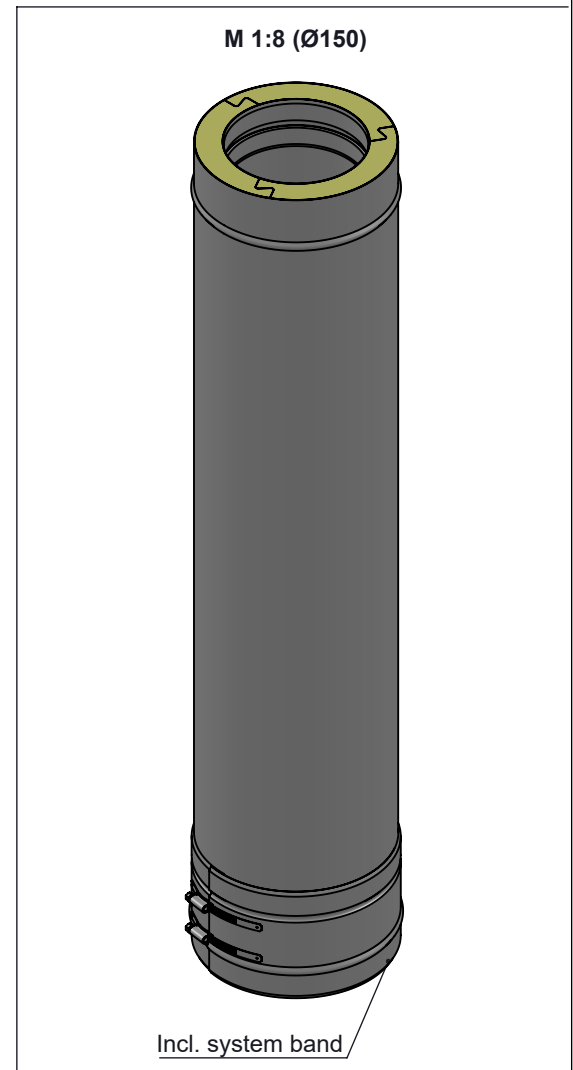
Possible type of female part "FU"



B



C



D

E

Ø	80	100	110	115	120	130	140	150	160	180	200	225	250	300	350	400	450	500	550	600
A	80	100	110	115	120	130	140	150	160	180	200	225	250	300	350	400	450	500	550	600
B	145	165	175	180	185	195	205	215	225	245	265	290	315	365	415	465	515	565	615	665
kg	4,1	4,9	5,2	5,4	5,6	5,9	6,3	6,7	7,0	7,8	8,5	9,4	10,3	12,1	13,9	15,7	17,6	19,4	21,2	22,9

notes:

DIN ISO 13920 Tolerances B

revisions-no.

Jeremias[®]
CHIMNEY SYSTEMS

scale

1:8

format

A4

sheet

1 of 1

F

	date	name
drawn by	28.09.20	JAD
checked by	28.09.20	SWA
approved by	28.09.20	JWY
modified by		

description Pipe length 1000 mm

code DW13Ø

drawing-no. 02-20-4400-000

