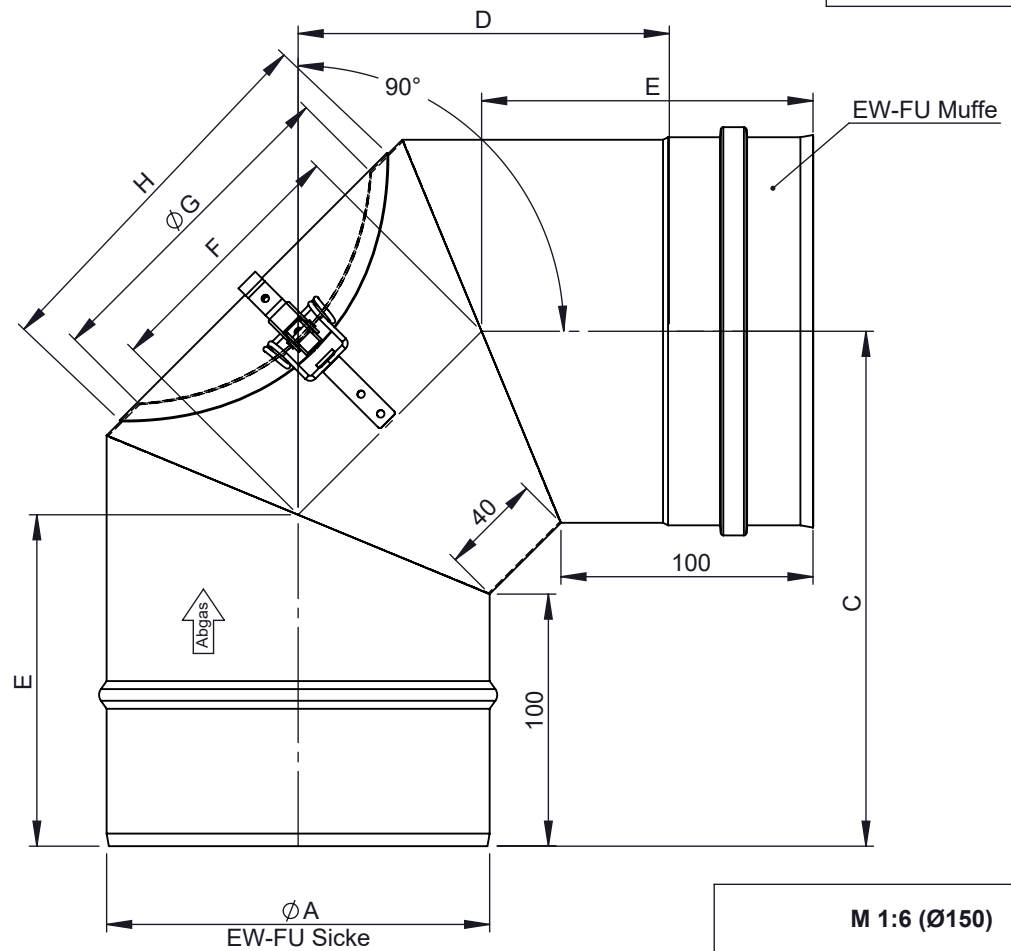
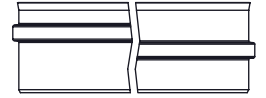
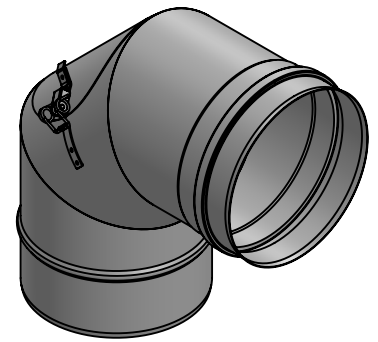


Ausführungsvarianten
für Muffe Innenrohr



M 1:6 (Ø150)



Ø	80	100	110	115	120	125	130	140	150	160	180	200	225	250	300	350	400	450	500	550	600											
A	80	100	110	115	120	125	130	140	150	160	180	200	225	250	300	350	400	450	500	550	600											
C	169	179	184	186	189	191	194	199	204	209	219	229	241	254	279	304	329	354	379	404	429											
D	112	122	127	129	132	134	137	142	147	152	162	172	184	197	222	247	272	297	322	347	372											
E	117	121	123	124	125	126	127	129	131	133	138	142	147	152	162	173	183	193	204	214	224											
F	74	82	86	88	90	92	94	98	103	107	115	123	134	144	165	185	206	227	248	268	289											
G	80	100					130					150					180					200					250					
H	90	110	120					150					170					200					220					270				
kg	0,4	0,6			0,7			0,8		0,9	1,0	1,1	1,3	1,5	1,8	2,3	2,9	3,6	4,3	5,1	6,0	6,8										

notes:

DIN ISO 13920 Tolerances B

revisions-no.

A1

mm / kg

date

name

drawn by

29.03.2021

KSA

checked by

approved by

modified by

16.02.2022

KSA

Jeremias[®]
CHIMNEY SYSTEMS

description

Winkel 90° mit Revision (bis 600°C/N1),
runde Öffnung (rollnahtgeschweißt)

code

FU0624N

drawing-no.

01-01-20-6557-000

scale

1:3

format

A4

sheet

1 of 1

