

A

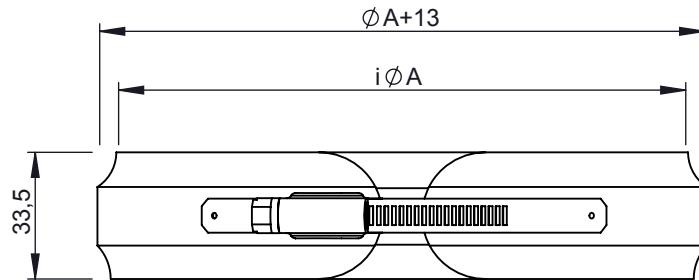
B

C

D

E

F



M 1:3 (Ø150)



Ø	60	65	80	95	100	110	115	120	125	130	140	145	150	160	165	170	175	180	185	190	195	200	205	210	215	220	225	230	235	240	245	250	255
A	60	65	80	95	100	110	115	120	125	130	140	145	150	160	165	170	175	180	185	190	195	200	205	210	215	220	225	230	235	240	245	250	255
kg	0,1								0,2												0,3												

notes:

DIN ISO 13920 Tolerances B

revisions-no.

A2

mm / kg

date

name

drawn by

20.07.2018

KAB

checked by

approved by

modified by

23.07.2018

KAB

**Jeremias**<sup>®</sup>  
CHIMNEY SYSTEMS

description Klemmband mit Schlauchbinder

code ZUAC3045

drawing-no. 01-07-04-9005-000

scale

1:2

format

A4

sheet

1 of 2



A

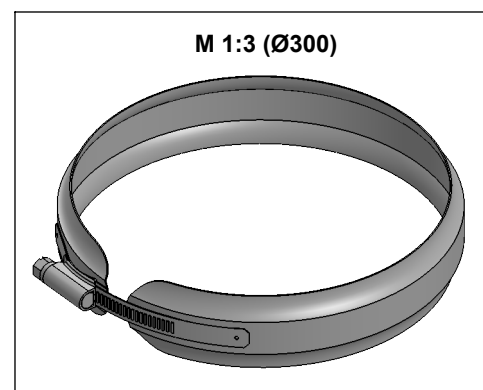
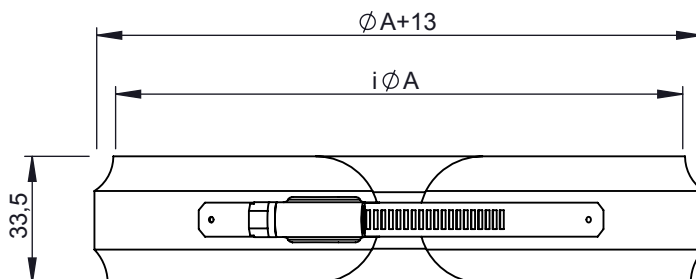
B

C

D

E

F



Ø	260	265	275	280	285	290	295	300	315	320	325	345	350	360	365	400	415	450	465	480	500	515	550	560	565	600	615	635	650	665	700	715	750
A	260	265	275	280	285	290	295	300	315	320	325	345	350	360	365	400	415	450	465	480	500	515	550	560	565	600	615	635	650	665	700	715	750
kg	0,3								0,4								0,5				0,6				0,7				0,8				

notes:

DIN ISO 13920 Tolerances B

revisions-no.

A2

mm / kg

date

name

drawn by

20.07.2018

KAB

checked by

approved by

modified by

23.07.2018

KAB

**Jeremias**<sup>®</sup>  
CHIMNEY SYSTEMS

description Klemmband mit Schlauchbinder

code ZUAC3045

drawing-no. 01-07-04-9005-000

scale

1:2

format

A4

sheet

2 of 2

