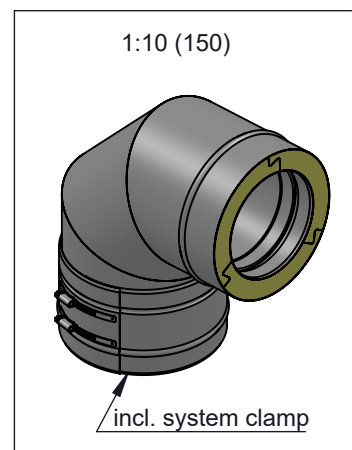
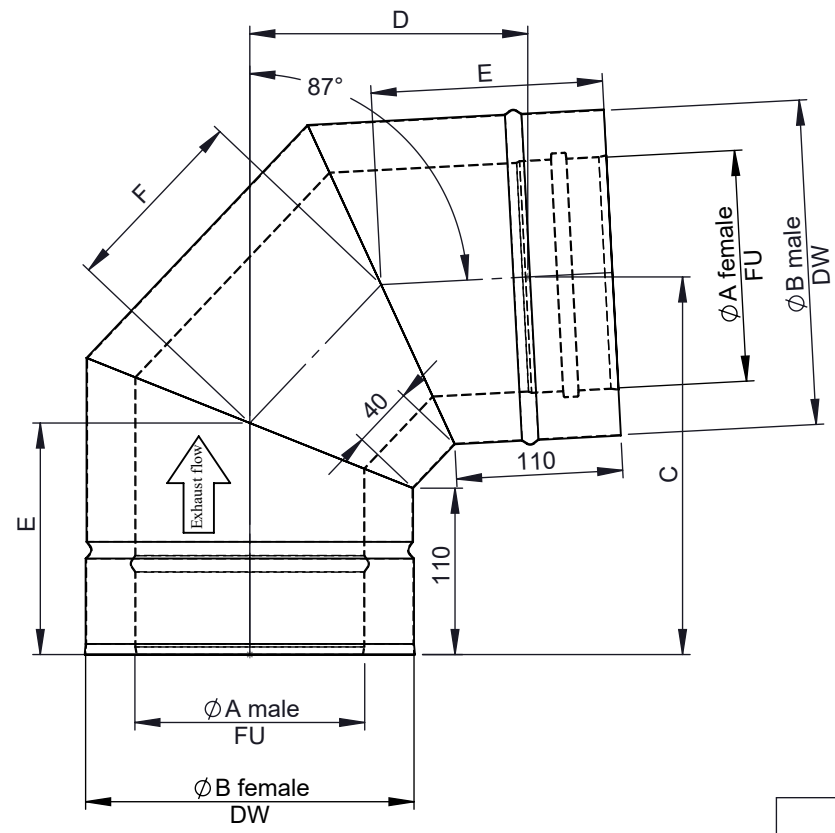
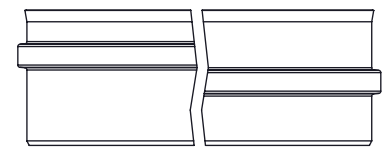


Possible type of female part "FU"



| Ø | 80 | 100 | 110 | 115 | 120 | 130 | 140 | 150 | 160 | 180 | 200 | 225 | 250 | 300 | 350 | 400 | 450 | 500 | 550 | 600 | 650 |
|-----------|-----|-----|-----|-----|-----|-----|-----|-----|-----|-----|-----|-----|-----|-----|-----|-----|------|------|-----|------|------|
| A | 80 | 100 | 110 | 115 | 120 | 130 | 140 | 150 | 160 | 180 | 200 | 225 | 250 | 300 | 350 | 400 | 450 | 500 | 550 | 600 | 650 |
| B | 145 | 165 | 175 | 180 | 185 | 195 | 205 | 215 | 225 | 245 | 265 | 290 | 315 | 365 | 415 | 465 | 515 | 565 | 615 | 665 | 715 |
| C | 215 | 225 | 230 | 232 | 235 | 240 | 245 | 250 | 255 | 265 | 275 | 287 | 300 | 325 | 350 | 374 | 399 | 424 | 449 | 474 | 499 |
| D | 151 | 160 | 165 | 167 | 170 | 174 | 179 | 184 | 189 | 198 | 207 | 219 | 231 | 255 | 279 | 302 | 326 | 350 | 373 | 397 | 421 |
| E | 139 | 143 | 145 | 146 | 147 | 149 | 151 | 153 | 155 | 159 | 163 | 168 | 173 | 183 | 193 | 203 | 213 | 223 | 233 | 243 | 253 |
| F | 98 | 106 | 110 | 112 | 114 | 118 | 122 | 126 | 130 | 138 | 146 | 156 | 166 | 186 | 206 | 226 | 246 | 266 | 286 | 306 | 326 |
| kg | 2 | 2,4 | 2,6 | 2,8 | 2,9 | 3,1 | 3,4 | 3,6 | 3,9 | 4,8 | 4,9 | 6,1 | 6,4 | 8,1 | 10 | 12 | 14,2 | 16,5 | 19 | 21,7 | 24,6 |

| | | | | | |
|----------------|----------------------------|----------|---|----------------|--------|
| notes: ENCD | DIN ISO 13920 Tolerances B | | Jeremias [®] CHIMNEY SYSTEMS | scale | |
| | revisions-no. | A | | mm / kg | 1:5 |
| | date | | | name | format |
| | drawn by | 05.11.20 | | JMA | A4 |
| | checked by | 05.11.20 | | SWA | sheet |
| | approved by | 05.11.20 | | JWY | 1 of 1 |
| modified by | | | code | DW64 | |
| | | | description | Elbow 87° | |
| | | | drawing-no. | 02-20-6200-000 | |