

A

B

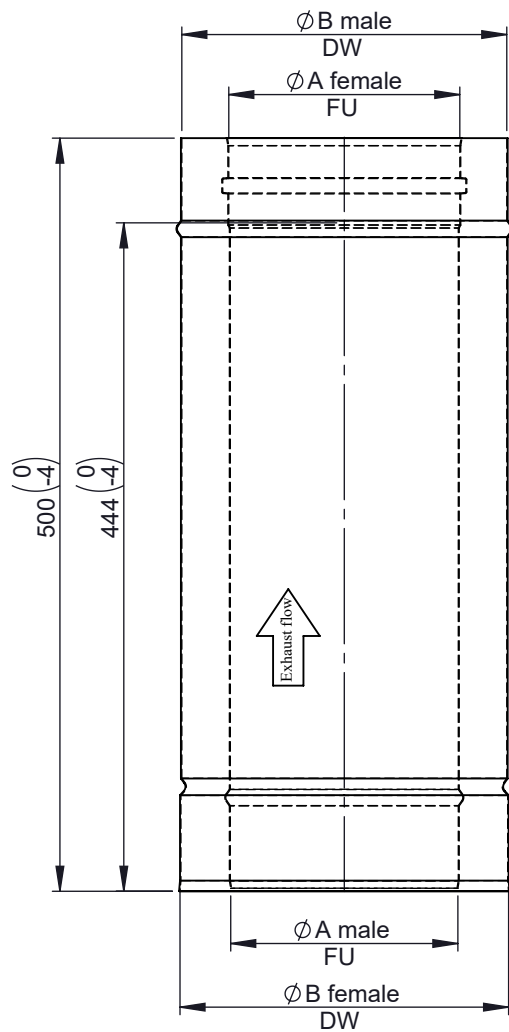
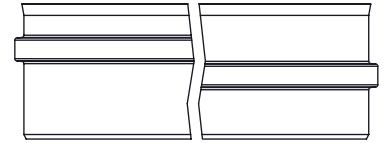
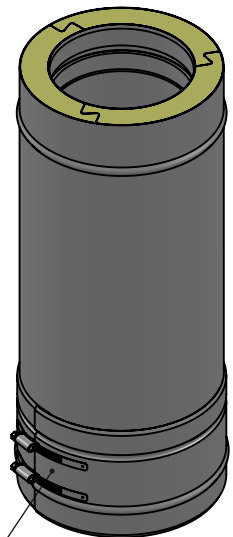
C

D

E

F

Possible type of female part "FU"

1:8 ($\varnothing 150$)

Incl. system band

\varnothing	80	100	110	115	120	125	130	140	150	160	180	200	225	250	300	350	400	450	500	550	600	650
A	80	100	110	115	120	125	130	140	150	160	180	200	225	250	300	350	400	450	500	550	600	650
B	145	165	175	180	185	190	195	205	215	225	245	265	290	315	365	415	465	515	565	615	665	715
kg	2,6	3	3,2	3,3	3,4	3,5	3,6	3,9	4,1	4,3	4,7	5,2	5,7	6,3	7,4	8,4	9,5	10,6	11,7	12,8	13,9	15

notes:

DIN ISO 13920 Tolerances B

revisions-no.

	date	name
drawn by	12.09.20	JAD
checked by	12.09.20	SWA
approved by	12.09.20	JWY
modified by		

Jeremias[®]
CHIMNEY SYSTEMS

description Pipe length 500 mm

code **DW14 \varnothing** drawing-no. **02-20-4300-000**

scale

1:5

format

A4

sheet

1 of 1

