

A

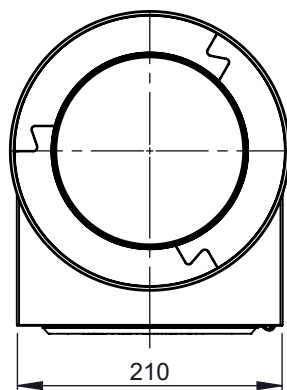
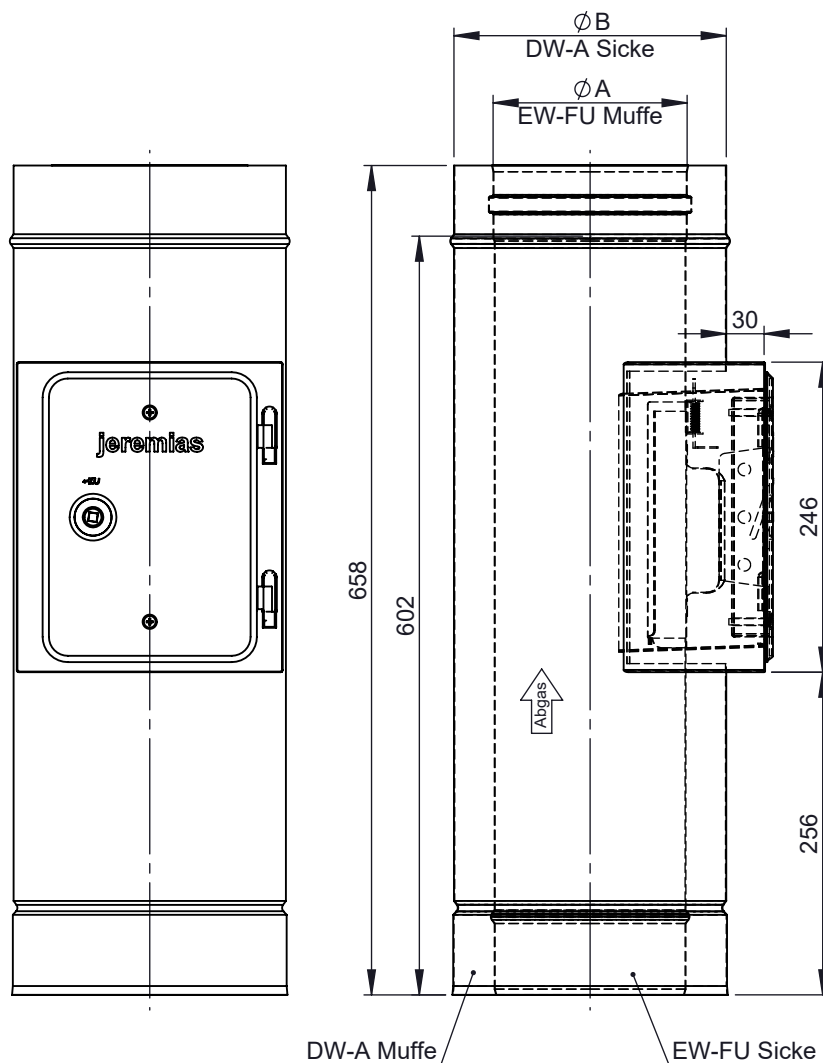
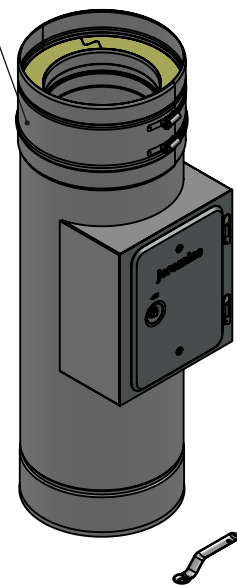
B

C

D

E

F

Ausführungsvarianten  
für Muffe InnenrohrM 1:10 (Ø150)  
inkl. Systemklemmband

Ø	080	100	110	115	120	125	130	140	150	160	180	200	225	250	300	350	400	450	500	550	600
<b>A</b>	80	100	110	115	120	125	130	140	150	160	180	200	225	250	300	350	400	450	500	550	600
<b>B</b>	145	165	175	180	185	190	195	205	215	225	245	265	290	315	365	415	465	515	565	615	665
<b>kg</b>	4,77	5,11	5,4	5,55	5,69	6,99	5,98	6,29	6,57	6,83	7,34	7,87	8,55	9,24	10,6	18,5	14,9	16,5	18,0	19,6	21,2

notes:

DIN ISO 13920 Tolerances B

revisions-no.

A1

mm / kg

date

name

drawn by

28.11.2022

API

checked by

approved by

modified by


  
CHIMNEY SYSTEMS
description  
Revisionselement (bis 600°C/N1), eckige  
Öffnung 210x140mm, passend für  
statisches Klemmband ZUAC3041S, inkl.  
Klemmbandcode  
**DW10-3**drawing-no.  
**01-02-20-1650-000**

scale

1:6

format

A4

sheet

1 of 1

